




Instruction Manual

GRAS RA4800 Adapter for Sensitivity Verification
of Flush and Surface Microphones



Revision History

Revision	Date	Description
1	2 November 2020	First edition

Copyright Notice

© 2020 GRAS Sound & Vibration

<http://www.grasacoustics.com>

Any technical documentation that is made available by GRAS is the copyrighted work of GRAS and is owned by GRAS.

The content in this document is subject to change without notice. GRAS Sound & Vibration is not liable or responsible for any errors or inaccuracies that may appear in this document.

Trademarks

Any product names mentioned in this document may be trademarks or registered trademarks of their respective companies and are hereby acknowledged.

Contents

Introduction	4
Description	4
Procedure	5
Correction values	5
Warranty, Service and Repair.....	6

Introduction

The RA4800 is an adapter intended for in-situ verification of flush and surface microphones. When using the RA4800, there is no need for dismounting the microphone from the structure on which it is mounted, and therefore it allows for a very quick and convenient verification of the integrity of the measurement setup.

It will normally be used with a sound calibrator such as the GRAS 42AG Multifunction Sound Calibrator.

Description

The adapter has three main features.

- It has a 1" stud/collar for fit with any GRAS calibrator fitted for use with an 1" adapter.
- It has a soft cushion similar to those found on circum-aural headphones. It creates a closed cavity over the microphone to be calibrated.
- It has four spacers that ensure (when the cushion is depressed) that the cavity is well-defined and will be the same from one calibration to the next.

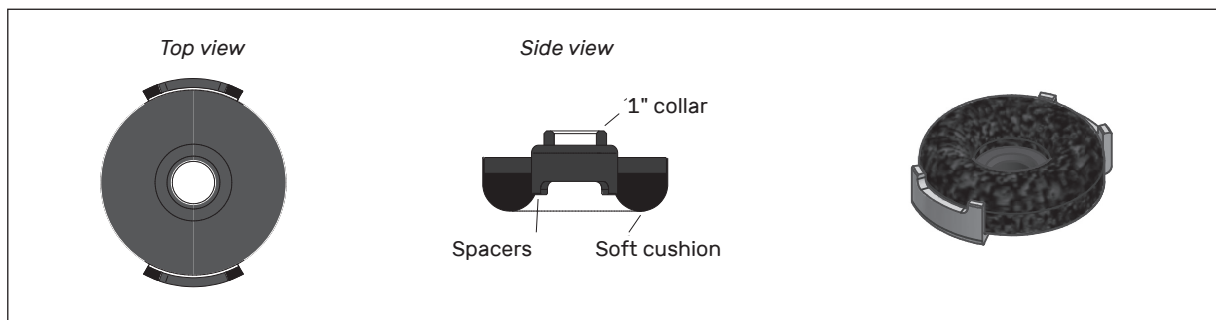


Fig. 1. The RA4800 adapter/field verification set for level calibration.

Procedure

Before verification, you must ensure that the microphone is properly connected and powered up.

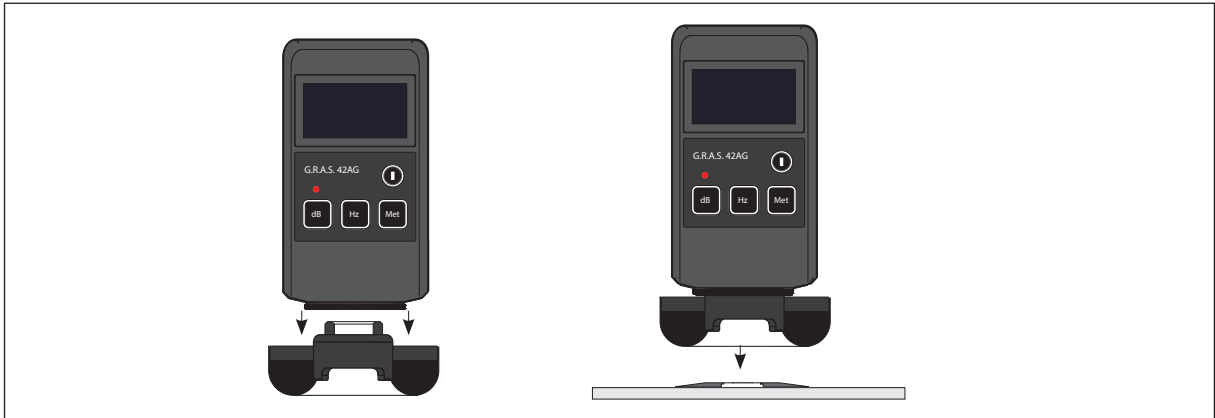


Fig. 2. In-situ verification using 42AG and RA4800.

When you have turned on the calibrator and pressed it down over the microphone, you must keep it there until the reading on the analyzer is stable.

Refer to the manual for 42AG for further information about how to operate the calibrator.

Correction values

	250 Hz	1 kHz	Accuracy
40LA	- 0.6 dB	-2.1 dB	±0.2 dB
40LS	- 0.6 dB	-2.1 dB	±0.2 dB
48LA	-0.8 dB	-3.0 dB	±0.2 dB
48LX-1	-0.8 dB	-3.0 dB	±0.2 dB
48LX-4	-0.8 dB	-3.0 dB	±0.2 dB
48LX-8	-0.8 dB	-3.0 dB	±0.2 dB

Warranty, Service and Repair

Warranty, Service and Repairs

GRAS products are made of components from our proven standard portfolio and are all manufactured of high-quality material and branded parts that were chosen and processed to ensure life-long stability and robustness.

The warranty does not cover products that are damaged due to negligent use, an incorrect power supply, or an incorrect connection to the equipment.

Further information about warranty and our repair service can be found at

grasacoustics.com/repair-center

Manufactured to conform with:

CE marking directive:
93/68/EEC



WEEE directive:
2002/96/EC



RoHS directive:
2002/95/EC



GRAS Sound & Vibration continually strives to improve the quality of our products for our customers; therefore, the specifications and accessories are subject to change.